

Features

- Low reverse leakage
- Fast switching speed
- Maximum power dissipation of 500 mW
- High stability and high reliability
- Lead plating according with RoHS standard



DO-35

Mechanical Data

- Case: DO-35 Glass Case
- Polarity: Color band denotes cathode end
- Mounting Position: Any

Maximum Ratings & Characteristics

Ratings at 25°C ambient temperature unless otherwise specified.

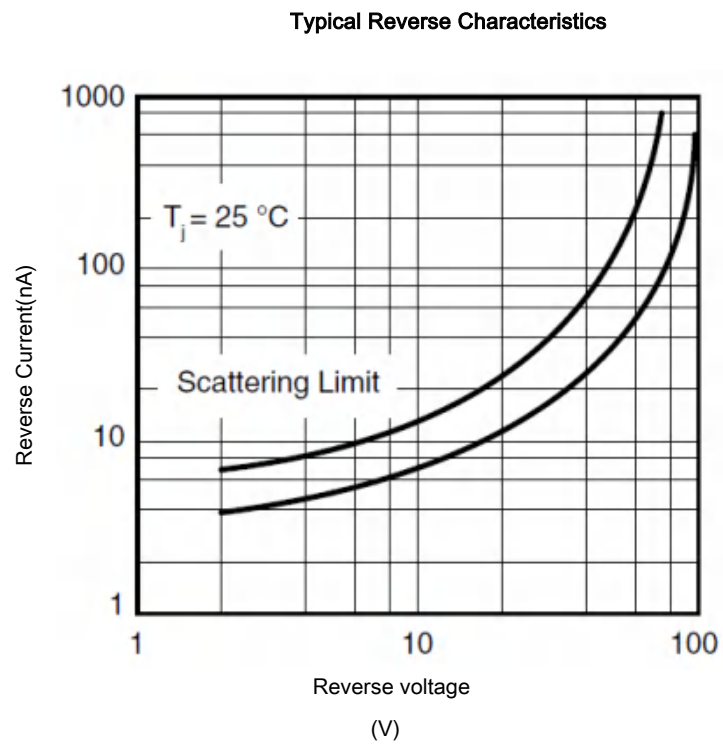
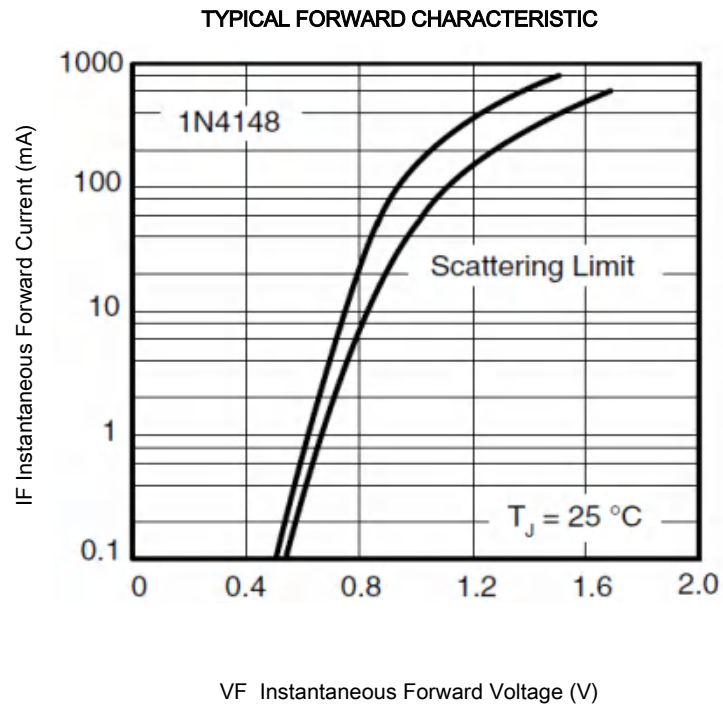
Parameter	Symbols	Value	Unit
Repetitive Peak Reverse Voltage	V_{RM}	100	V
Reverse Voltage	V_{RRM}	75	V
Maximum Average Forward Current	$I_{F(AV)}$	150	mA
$t=1\mu S$ Non-repetitive Peak Forward Surge Current at 1 μS	I_{FSM}	2	A
Forward Voltage $I_F=10mA$	V_{FM}	1.0	V
Reverse Current $V_R=75V$	I_{RM}	5	μA
Junction Capacitance (Note 1)	C_J	4.0	pF
Reverse Recovery Time (Note 2)	T_{RR}	4.0	nS
Power Dissipation	P_D	500	mW
Type Thermal Resistance	$R_{\theta JA}$	350	$^{\circ}C/W$
Operating Junction and Storage Temperature Range	T_J, T_{STG}	-65 --- +150	$^{\circ}C$

Note:

1) C_J at $V_R=0$, $f=1.0MHz$;

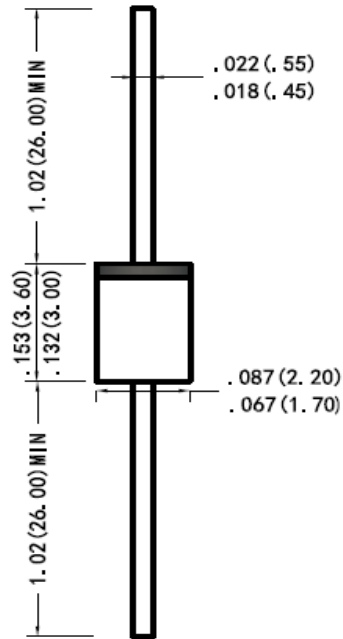
2) $I_F=10mA$ to $I_R=1.0mA, V_R=6.0V$, $R_L=100\Omega$;

Characteristic Curves



Package Outline

DO-35



Unit: inch (mm)

Package Information

Qty: 5,000pcs/Tape and reel